

# Student Travel Tally Report: Combining Schools in One Data Collection Season

**School Group:** Virginia Schools

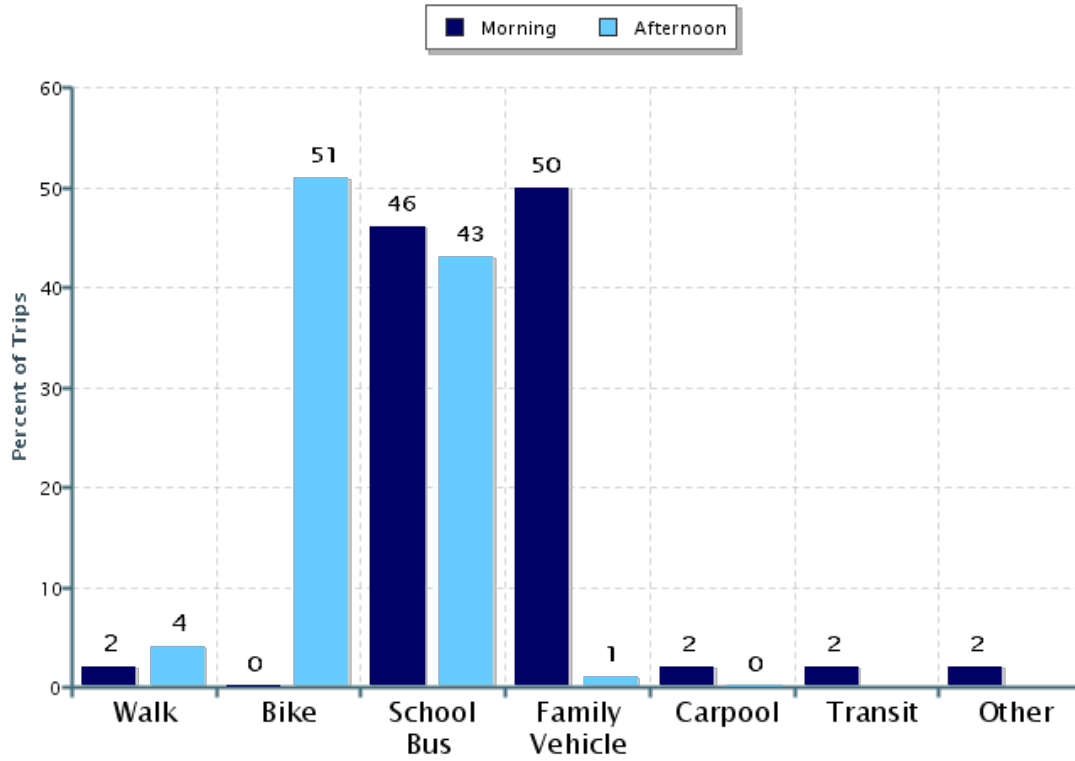
**Date Range:** Fall 2016

**Date Report Generated:** 07/06/2017

School Name:	Month & Year Collected & (Set ID)	School Enrollment:	% Range of School's Students Involved in SRTS:	Number of Classroom in School Targeted by School Group:	Number of Classrooms Included in Report:
Galax Elementary School	September 2016 (21432)	504	76-100%		16
Galax High School	September 2016 (21648)	504	76-100%		3
Galax Middle School	September 2016 (21433)	271	51-75%		5
Total:				0	24

This report contains information from schools' classrooms about students' trip to and from school. The data used in this report were collected using the in-class Student Travel Tally questionnaire from the National Center for Safe Routes to School.

## Morning and Afternoon Travel Mode Comparison



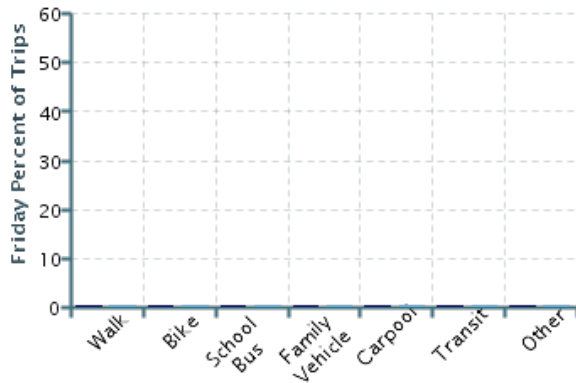
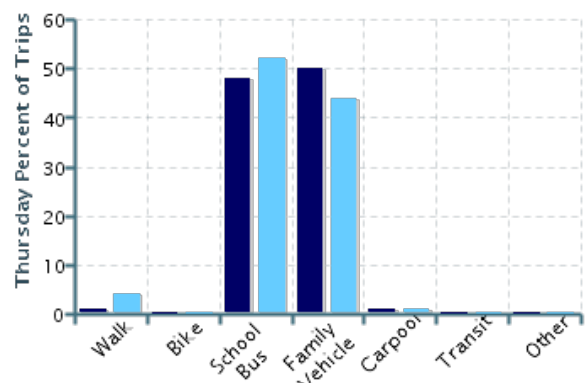
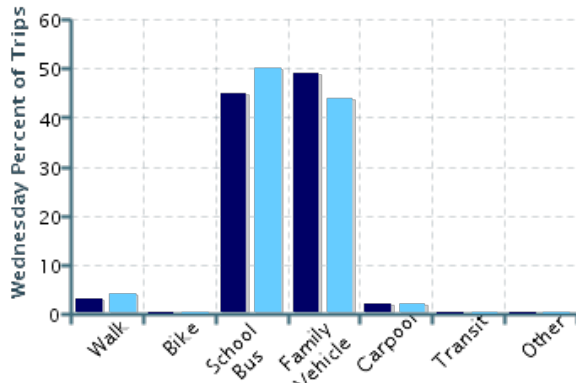
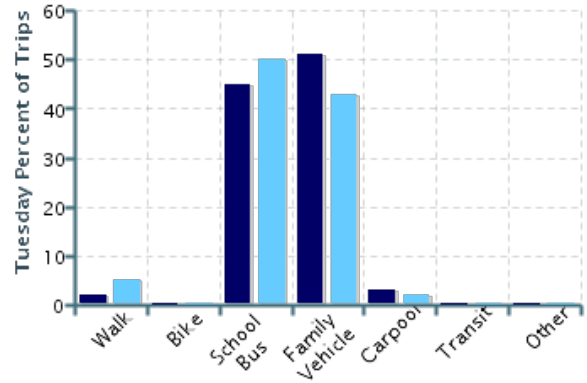
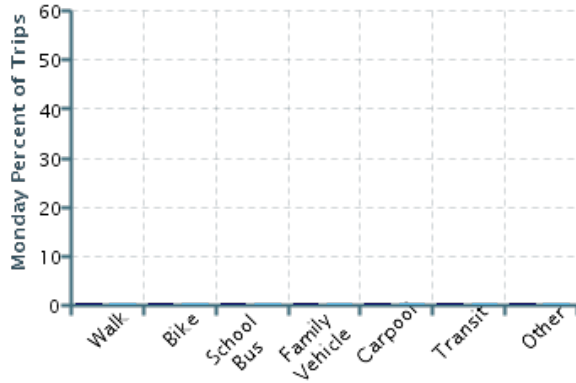
## Morning and Afternoon Travel Mode Comparison

	Number of Trips	Walk	Bike	School Bus	Family Vehicle	Carpool	Transit	Other
Morning	1189	2%	0.1%	46%	50%	2%	0%	0%
Afternoon	1203	4%	0%	51%	43%	1%	0%	0.1%

Percentages may not total 100% due to rounding.

# Morning and Afternoon Travel Mode Comparison by Day

■ Morning
 ■ Afternoon

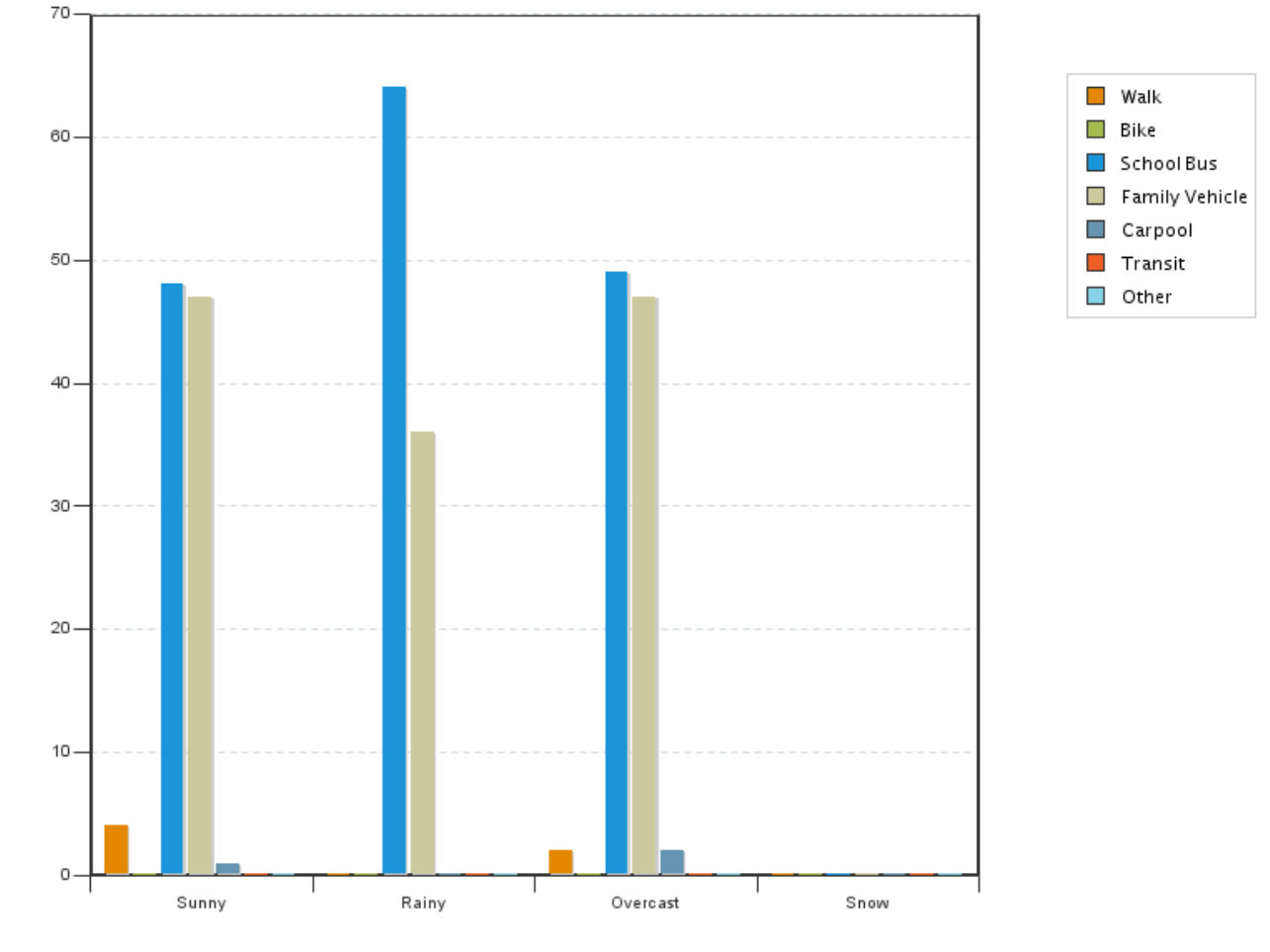


## Morning and Afternoon Travel Mode Comparison by Day

	Number of Trips	Walk	Bike	School Bus	Family Vehicle	Carpool	Transit	Other
Monday AM		0%	0%	0%	0%	0%	0%	0%
Monday PM		0%	0%	0%	0%	0%	0%	0%
Tuesday AM	370	2%	0%	45%	51%	3%	0%	0%
Tuesday PM	392	5%	0%	50%	43%	2%	0%	0%
Wednesday AM	411	3%	0%	45%	49%	2%	0%	0%
Wednesday PM	413	4%	0%	50%	44%	2%	0%	0.2%
Thursday AM	408	1%	0.2%	48%	50%	0.7%	0%	0%
Thursday PM	398	4%	0%	52%	44%	0.5%	0%	0%
Friday AM		0%	0%	0%	0%	0%	0%	0%
Friday PM		0%	0%	0%	0%	0%	0%	0%

Percentages may not total 100% due to rounding.

## Travel Mode by Weather Conditions



## Travel Mode by Weather Condition

Weather Condition	Number of Trips	Walk	Bike	School Bus	Family Vehicle	Carpool	Transit	Other
Sunny	1389	4%	0%	48%	47%	1%	0%	0%
Rainy	14	0%	0%	64%	36%	0%	0%	0%
Overcast	883	2%	0.1%	49%	47%	2%	0%	0.1%
Snow	0	0%	0%	0%	0%	0%	0%	0%

Percentages may not total 100% due to rounding.