

Student Travel Tally Report: Combining Schools in One Data Collection Season

School Group: Virginia Schools

Date Range: Fall 2017

Date Report Generated: 01/02/2018

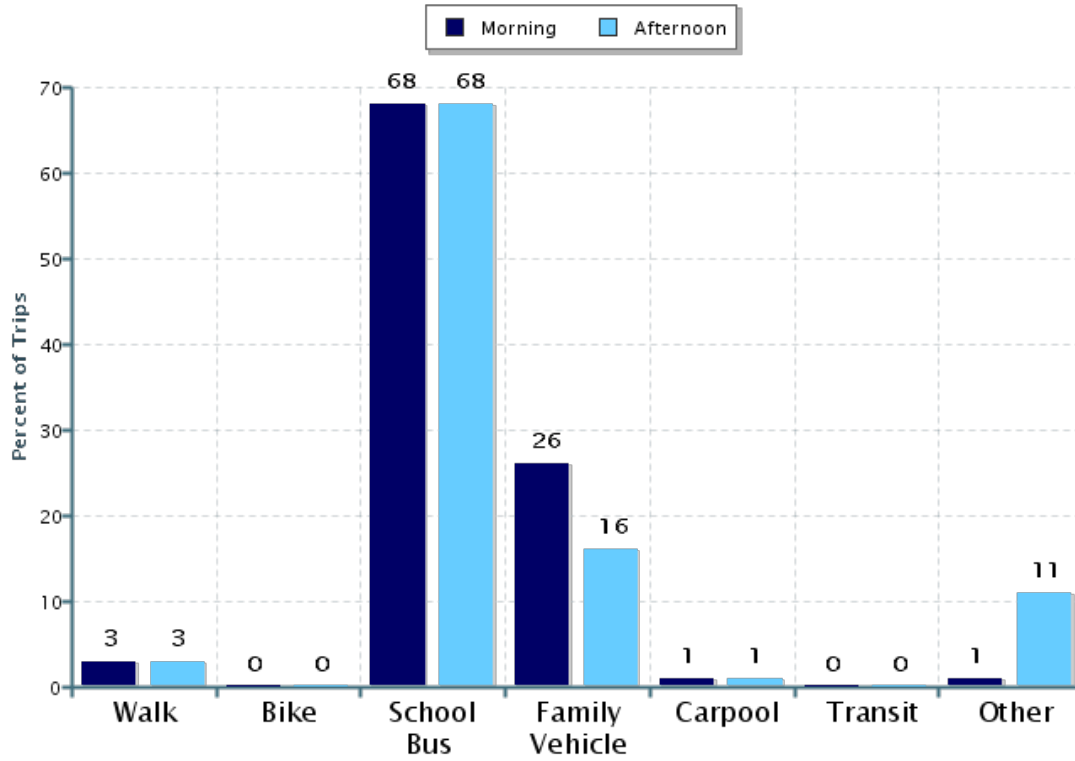
School Name:	Month & Year Collected & (Set ID)	School Enrollment:	% Range of School's Students Involved in SRTS:	Number of Classroom in School Targeted by School Group:	Number of Classrooms Included in Report:
Adams Elementary School	September 2017 (24878)		Don't Know		42
Arthur Ashe Jr Elementary School	September 2017 (24879)		Don't Know		50
Baker Elementary School	September 2017 (24880)		Don't Know		38
Brookland Middle School	October 2017 (24925)		Don't Know		35
Carver Elementary School	September 2017 (24881)		Don't Know		51
Chamberlayne Elementary School	September 2017 (24882)		Don't Know		13
Colonial Trail Elementary School	September 2017 (24924)		Don't Know		57
Crestview Elementary School	September 2017 (24883)				48
Davis Elementary School	September 2017 (24884)		Don't Know		3
Donahoe Elementary School	September 2017 (24885)		Don't Know		48
Dumbarton Elementary	September 2017 (24886)		Don't Know		61
Echo Lake Elementary School	September 2017 (24923)		Don't Know		53
Elko Middle School	October 2017 (24927)		Don't Know		15
Fair Oaks Elementary School	September 2017 (24888)		Don't Know		30
Fairfield Middle School	October 2017 (24928)		Don't Know		29
Gayton Elementary School	September 2017 (24889)		Don't Know		57
Glen Allen Elementary	September 2017 (24891)		Don't Know		58
Glen Lea Elementary School	September 2017 (24892)		Don't Know		46
Greenwood Elementary School	September 2017 (24893)		Don't Know		14
Harvie Elementary School	September 2017 (24877)		Don't Know		61
Highland Springs Elementary	September 2017 (24894)		Don't Know		56

Holladay Elementary School	September 2017 (24895)		Don't Know		60
Holman Middle School	October 2017 (24929)		Don't Know		60
Hungary Creek Middle School	October 2017 (24930)		Don't Know		56
Johnson Elementary School	September 2017 (24896)		Don't Know		32
Kaechele Elementary School	September 2017 (24897)		Don't Know		39
Laburnum Elementary School	September 2017 (24898)		Don't Know		63
Lakeside Elementary	September 2017 (24899)		Don't Know		33
Longan Elementary School	September 2017 (24900)		Don't Know		14
Longdale Elementary School	September 2017 (24901)		Don't Know		49
Maybeury Elementary School	September 2017 (24902)		Don't Know		38
Mehfoud Elementary School	September 2017 (24903)		Don't Know		31
Montrose Elementary School	September 2017 (24904)		Don't Know		13
Moody Middle School	October 2017 (24932)		Don't Know		49
Nuckols Farm Elementary School	September 2017 (24905)		Don't Know		21
Pemberton Elementary School	September 2017 (24906)		Don't Know		27
Pinchbeck Elementary School	September 2017 (24907)		Don't Know		36
Pocahontas Middle School	September 2017 (24933)		Don't Know		56
Quiocasin Middle School	October 2017 (24934)		Don't Know		53
Ratcliffe Elementary School	September 2017 (24908)		Don't Know		50
Ridge Elementary School	September 2017 (24909)		Don't Know		56
Rivers Edge Elementary	September 2017 (24910)		Don't Know		66
Rolfe Middle School	October 2017 (24936)		Don't Know		44
Sandston Elementary School	September 2017 (24911)		Don't Know		23
Seven Pines Elementary School	September 2017 (24912)		Don't Know		41
Shady Grove Elementary School	September 2017 (24913)		Don't Know		62

Short Pump Elementary School	September 2017 (24914)		Don't Know		51
Short Pump Middle School	October 2017 (24937)		Don't Know		36
Skipwith Elementary School	September 2017 (24915)		Don't Know		39
Springfield Park Elementary School	September 2017 (24916)		Don't Know		57
Three Chopt Elementary School	September 2017 (24917)		Don't Know		20
Trevvett Elementary School	September 2017 (24918)		Don't Know		49
Tuckahoe Elementary School	September 2017 (24919)		Don't Know		1
Tuckahoe Middle School	September 2017 (24939)		Don't Know		64
Twin Hickory Elementary School	September 2017 (24920)		Don't Know		53
Varina Elementary School	September 2017 (24921)		Don't Know		29
Ward Elementary School	September 2017 (24922)		Don't Know		43
Wilder Middle School	October 2017 (24942)		Don't Know		33
			Total:	0	2412

This report contains information from schools' classrooms about students' trip to and from school. The data used in this report were collected using the in-class Student Travel Tally questionnaire from the National Center for Safe Routes to School.

Morning and Afternoon Travel Mode Comparison



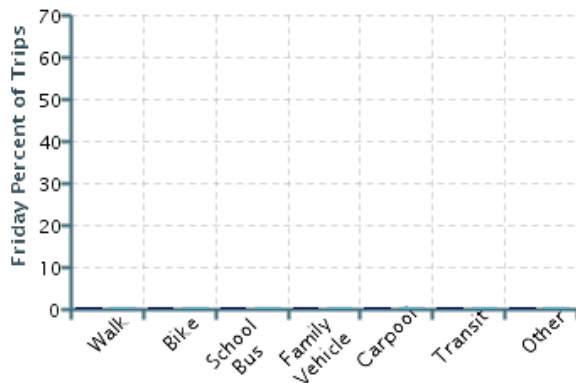
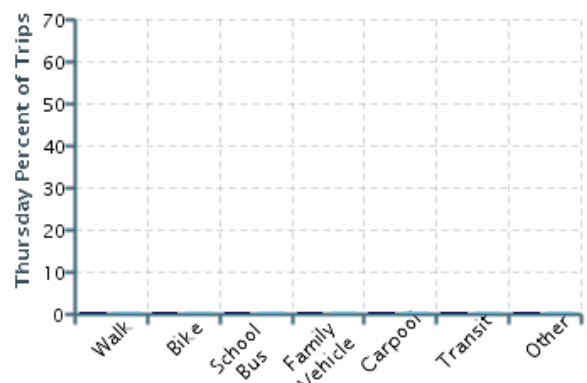
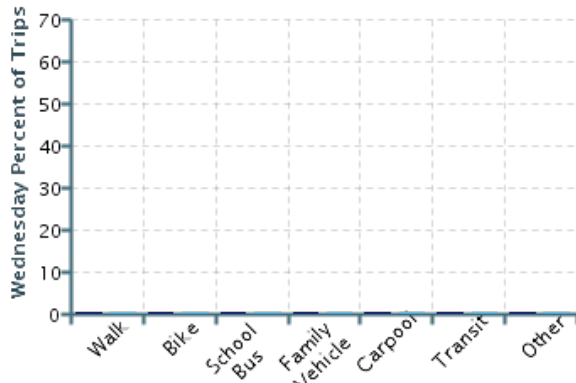
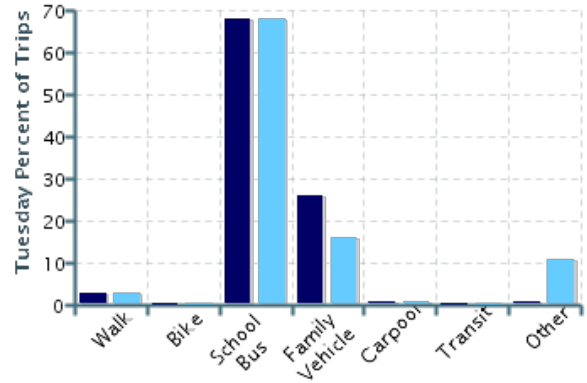
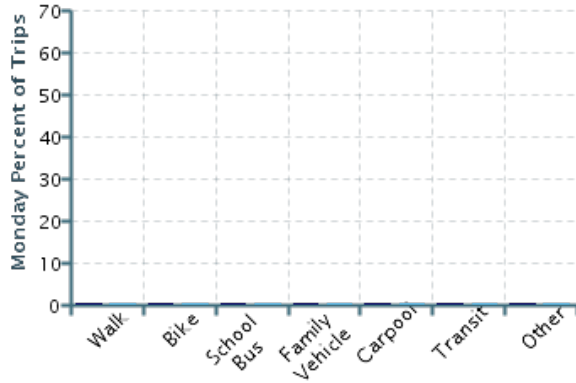
Morning and Afternoon Travel Mode Comparison

	Number of Trips	Walk	Bike	School Bus	Family Vehicle	Carpool	Transit	Other
Morning	52960	3%	0.3%	68%	26%	1.0%	0.3%	1.0%
Afternoon	52539	3%	0.3%	68%	16%	0.8%	0.2%	11%

Percentages may not total 100% due to rounding.

Morning and Afternoon Travel Mode Comparison by Day

■ Morning
 ■ Afternoon

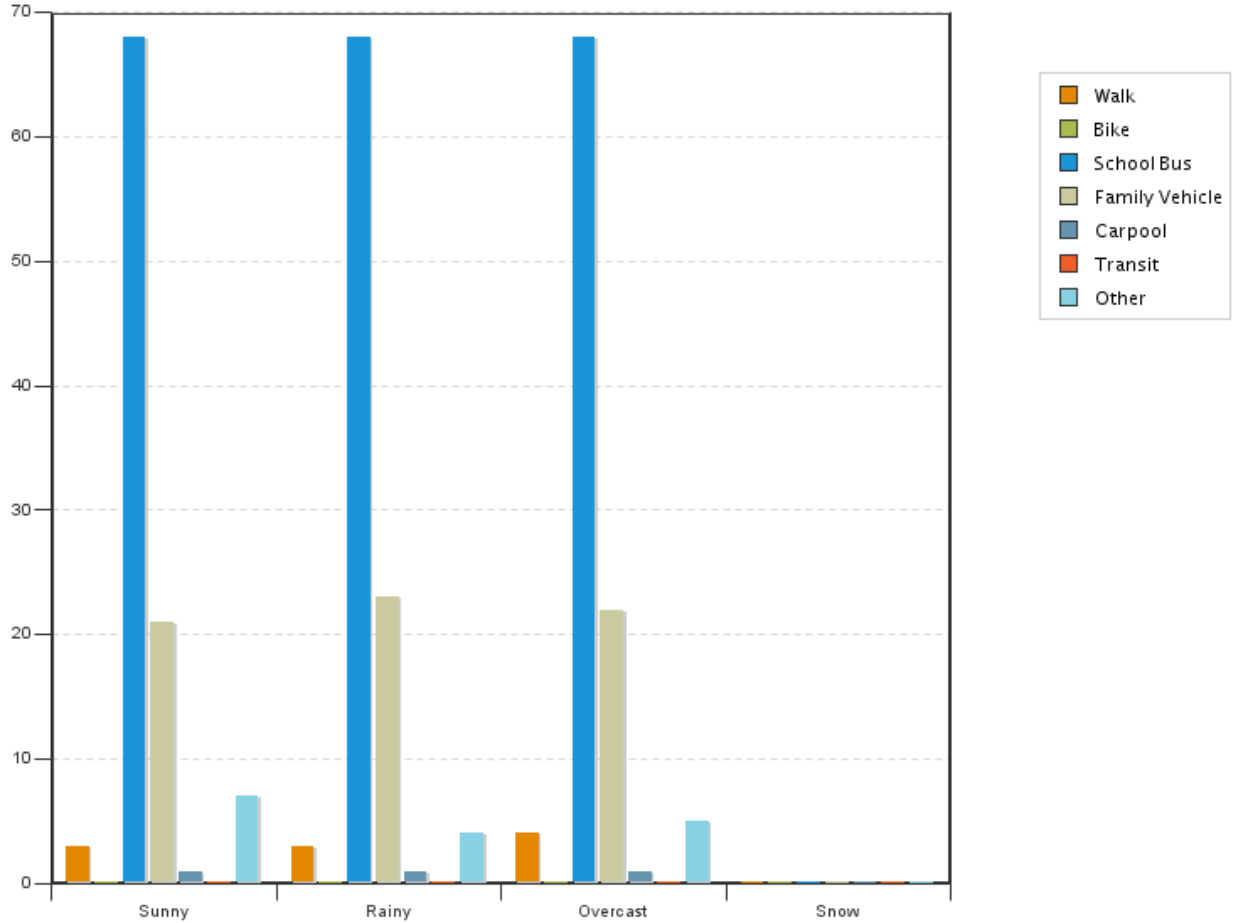


Morning and Afternoon Travel Mode Comparison by Day

	Number of Trips	Walk	Bike	School Bus	Family Vehicle	Carpool	Transit	Other
Monday AM		0%	0%	0%	0%	0%	0%	0%
Monday PM		0%	0%	0%	0%	0%	0%	0%
Tuesday AM	52960	3%	0.3%	68%	26%	1.0%	0.3%	1.0%
Tuesday PM	52539	3%	0.3%	68%	16%	0.8%	0.2%	11%
Wednesday AM		0%	0%	0%	0%	0%	0%	0%
Wednesday PM		0%	0%	0%	0%	0%	0%	0%
Thursday AM		0%	0%	0%	0%	0%	0%	0%
Thursday PM		0%	0%	0%	0%	0%	0%	0%
Friday AM		0%	0%	0%	0%	0%	0%	0%
Friday PM		0%	0%	0%	0%	0%	0%	0%

Percentages may not total 100% due to rounding.

Travel Mode by Weather Conditions



Travel Mode by Weather Condition

Weather Condition	Number of Trips	Walk	Bike	School Bus	Family Vehicle	Carpool	Transit	Other
Sunny	70071	3%	0.3%	68%	21%	0.8%	0.2%	7%
Rainy	8055	3%	0.2%	68%	23%	1%	0.4%	4%
Overcast	27231	4%	0.4%	68%	22%	1%	0.3%	5%
Snow	0	0%	0%	0%	0%	0%	0%	0%

Percentages may not total 100% due to rounding.