

Student Travel Tally Report: Combining Schools in One Data Collection Season

School Group: Virginia Schools

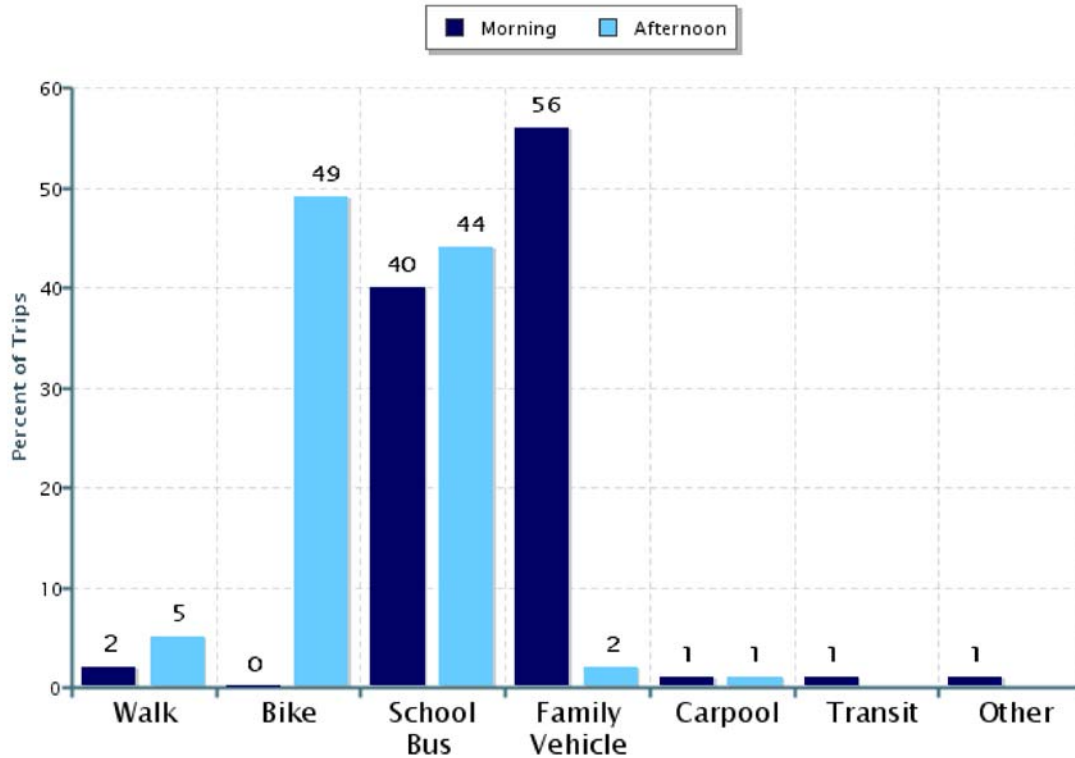
Date Range: Fall 2019

Date Report Generated: 02/21/2020

School Name:	Month & Year Collected & (Set ID)	School Enrollment:	% Range of School's Students Involved in SRTS:	Number of Classroom in School Targeted by School Group:	Number of Classrooms Included in Report:
Galax Elementary School	September 2019 (29959)	587	76-100%		7
Galax Elementary School	September 2019 (29960)	587	76-100%		13
Galax High School	September 2019 (30003)	95	0-25%		2
Galax Middle School	September 2019 (30002)	331	26%-50%		10
Total:				0	32

This report contains information from schools' classrooms about students' trip to and from school. The data used in this report were collected using the in-class Student Travel Tally questionnaire from the National Center for Safe Routes to School.

Morning and Afternoon Travel Mode Comparison



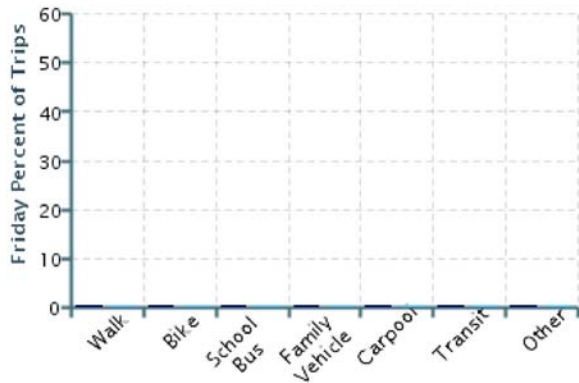
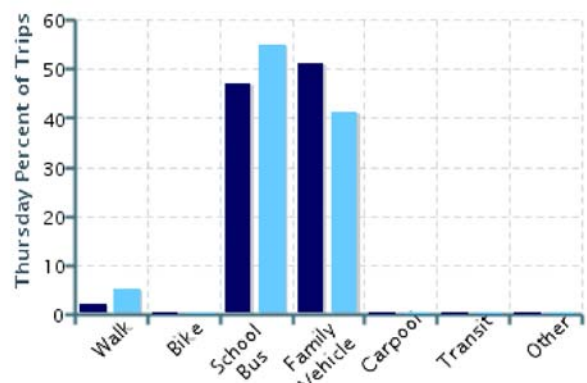
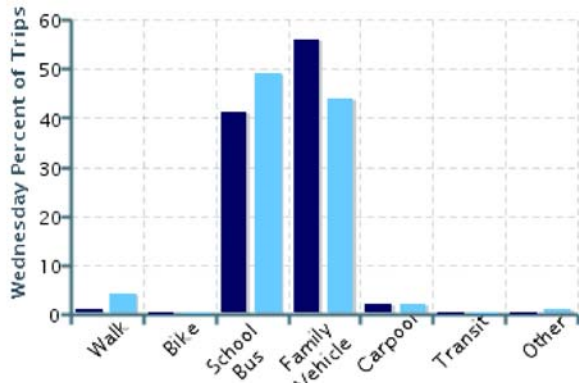
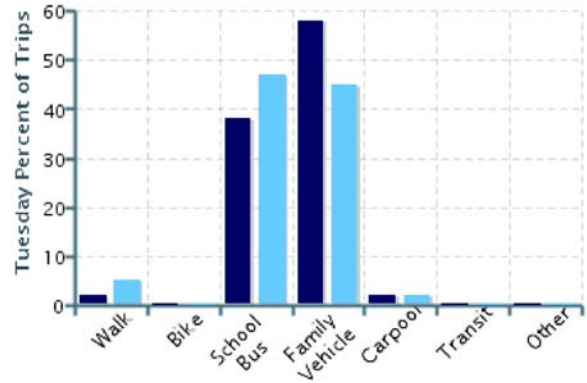
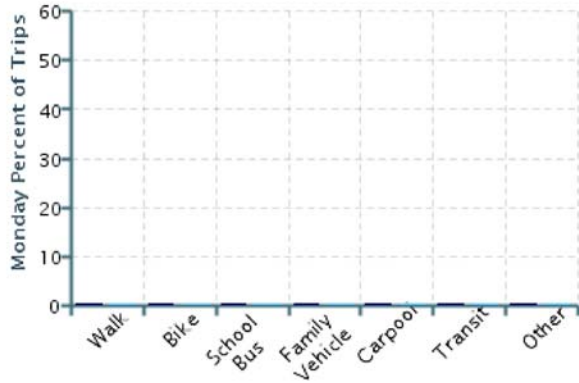
Morning and Afternoon Travel Mode Comparison

	Number of Trips	Walk	Bike	School Bus	Family Vehicle	Carpool	Transit	Other
Morning	1141	2%	0.3%	40%	56%	1%	0%	0%
Afternoon	1144	5%	0%	49%	44%	2%	0%	0.5%

Percentages may not total 100% due to rounding.

Morning and Afternoon Travel Mode Comparison by Day

■ Morning
 ■ Afternoon

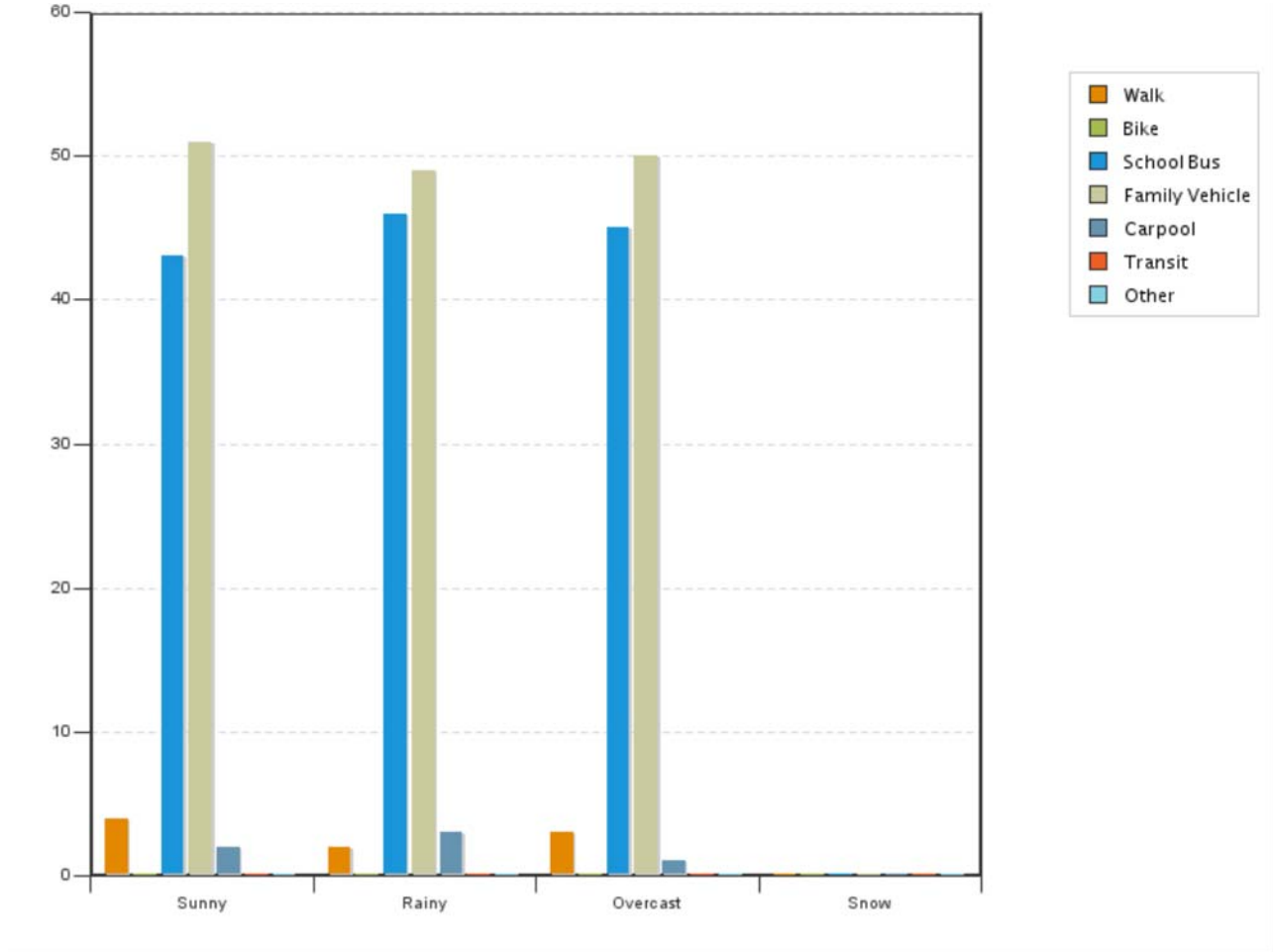


Morning and Afternoon Travel Mode Comparison by Day

	Number of Trips	Walk	Bike	School Bus	Family Vehicle	Carpool	Transit	Other
Monday AM		0%	0%	0%	0%	0%	0%	0%
Monday PM		0%	0%	0%	0%	0%	0%	0%
Tuesday AM	485	2%	0.4%	38%	58%	2%	0%	0%
Tuesday PM	486	5%	0%	47%	45%	2%	0%	0.4%
Wednesday AM	568	1%	0.2%	41%	56%	2%	0%	0%
Wednesday PM	572	4%	0%	49%	44%	2%	0%	0.7%
Thursday AM	88	2%	0%	47%	51%	0%	0%	0%
Thursday PM	86	5%	0%	55%	41%	0%	0%	0%
Friday AM		0%	0%	0%	0%	0%	0%	0%
Friday PM		0%	0%	0%	0%	0%	0%	0%

Percentages may not total 100% due to rounding.

Travel Mode by Weather Conditions



Travel Mode by Weather Condition

Weather Condition	Number of Trips	Walk	Bike	School Bus	Family Vehicle	Carpool	Transit	Other
Sunny	846	4%	0.2%	43%	51%	2%	0%	0.2%
Rainy	265	2%	0%	46%	49%	3%	0%	0%
Overcast	1174	3%	0.1%	45%	50%	1%	0%	0.3%
Snow	0	0%	0%	0%	0%	0%	0%	0%

Percentages may not total 100% due to rounding.